

Bank Street Beach Harwich, MA



Town of Harwich ADA Transition Plan

June 2018



Institute for Human Centered Design

200 Portland Street, Boston, MA 02114

www.IHCDesign.org • info@IHCDesign.org

617-695-1225 voice/tty

Bank Street Beach, Harwich, MA

Year Built: Year Renovated:

Background

Bank Street Beach is located in Harwich and stretches from the Wychmere Harbor to Allen Harbor.

The survey area included the entry point to the beach located on the north side of the beach, the men's and women's toilet rooms located on the east side of the parking lot, benches and other amenities. Also included in the survey was the parking lot located on the north side of the beach – near Bank Street. There are 60 parking spaces; two (2) car accessible spaces and three (3) van accessible spaces. There is one lifeguard station at the beach. A sticker is required to park at the parking lot.

Key Accessibility Issues

Parking Lot:

Accessibility issues include lack of a "Van Accessible" identification sign at the van accessible spaces, Symbol of Accessibility signs are located below the minimum requirement, lack of access aisles at the car accessible spaces and excessive slopes at the van accessible spaces.

Men's and Women's Toilet Rooms:

Minor accessibility issues at the multi-user toilet rooms include lack of insulated pipes at the lavatories, flush controls not located on the open side - transfer side, mirrors located higher than the maximum allowed, hand dryer dispensers that protrude into the circulation path and designation signs not located on the latch side of the door. Additional accessibility issues include lack of visual fire alarm and excessive opening force at the door to the men's multi-user toilet room)

Additional Accessibility Issues:





- Lack of an accessible route to the bike racks.

- Lack of an accessible route to trash receptacles.
- Lack of an accessible route to the wayside.






Enhanced Usability:

- Recommend extending the accessible route to the high tide level at the beach.
- Recommend providing seating areas near the high tide level area at the beach.





**Town Of Harwich
Bank Street Beach**

ID	Location	Floor	Room	Element	Type	Photo	Issues	Current Measure	Recommendations	Quantity
Approach and Entrance										
Exterior Access Route										
1	Route to Beach	Ext.		Exterior Access Route	Exterior		Accessible route not provided	45'	Ensure an accessible route is provided to the wayside. Relocate to an accessible location.	1
Off-Street Parking Lot or Garage										
2	Parking Lot	Ext.		Off-Street Parking Lot or Garage	Visitor		Total # of parking Total # of designated accessible parking spaces Total # of designated van accessible spaces Slope at space and access aisle > 1:50 (2.00%) (MAAB) Access aisle not provided Sign does not have the designation "Van Accessible" Sign < 60" above finished grade	60 2 3 5.9% - - 36"	Reduce slope to be no steeper than 1:50 (2.00%) in all directions at the three access aisles. Provide a marked access aisle that is at least 60" wide at both car accessible spaces. Add the designation "Van Accessible" to the signs located at the van accessible spaces. Locate sign with the bottom of the sign 60" above the ground.	1
Access to Goods and Services										
Interior Access Route										
3	Men's Toilet Room	Ext.		Interior Access Route	Interior		Obstructed by protruding objects	10"	Relocate hand dryer so it does not protrude into the circulation path./Provide a cane detectable barrier 27" max. above the finished floor.	1
4	Women's Toilet Room	1		Interior Access Route	Interior		Obstructed by protruding objects	7"	Relocate object./Provide a cane detectable barrier.	1






**Town Of Harwich
Bank Street Beach**

ID	Location	Floor	Room	Element	Type	Photo	Issues	Current Measure	Recommendations	Quantity
Doors, Doorways, & Gates										
5	Women's Toilet Room	1		Doors, Doorways, & Gates	Toilet Room		Threshold not beveled	-	Bevel threshold.	1
6	Men's Toilet Room	Ext.		Doors, Doorways, & Gates	Toilet Room		Door requires > 5 lbs of force to open	18lbs	Adjust closers so doors do not require more than 5 pounds of force to open.	1
Ramps										
7	Women's Toilet Room	Ext.		Ramps	Exterior		Edge protection not provided	-	Add railings located 2" above the ramp so as to prevent people from slipping off the ramp.	1
8	Towards Toilet Rooms	Ext.		Ramps	Exterior		Handrails do not extend 12" past top & bottom Handrails have non-compliant cross section Edge protection not provided	- - -	Alter handrails to extend horizontally above the landing for 12" min. beyond the top and bottom of ramp runs. Provide handrails with a 1 1/4" - 2" circular cross section. Add railings located 2" above the ramp so as to prevent people from slipping off the ramp.	1
Signage										
9	Women's Toilet Room	1		Signage	Designation		Raised characters < 48" or > 60 " above ground Sign not located on the latch side of the door	60.5" -	Mount signs so that the baseline of the lowest tactile character is 48" min. above finish floor and the baseline of the highest tactile character is 60" max. above finish floor. Locate sign at permanent rooms alongside the door on the latch side.	1



**Town Of Harwich
Bank Street Beach**

ID	Location	Floor	Room	Element	Type	Photo	Issues	Current Measure	Recommendations	Quantity
10	Men's Toilet Room	Ext.		Signage	Designation		Sign not located on the latch side of the door	-	Locate sign at permanent rooms alongside the door on the latch side with tactile characters located 48" min. and 60" max. AFF measured to the baseline of the highest tactile character.	1
Benches										
11	Route to Beach	Ext.		Benches	N/A		No accessible route to 20% of benches 20% of benches have clear space < 36" x 48"	- -	Provide an accessible route to at least one bench in this area and ensure that the bench has a clear floor space of 36" wide min. by 48" deep min. (Cost is for a level asphalt patch alongside bench.)	1
Bike Racks										
12	Parking Lot	Ext.		Bike Racks	N/A		Not connected to an accessible route	-	Ensure bike racks are connected to an accessible route.	1
Trash / Recycling										
13	Route to Beach	Ext.		Trash / Recycling	N/A		Trash container not connected to an accessible route	-	Ensure trash container is located on an accessible route. Relocate to parking lot side of fence.	1
Toilet & Bathing Rooms										

**Town Of Harwich
Bank Street Beach**

ID	Location	Floor	Room	Element	Type	Photo	Issues	Current Measure	Recommendations	Quantity
Overall Access										
14	Men's Toilet Room	Ext.		Overall Access	Toilet Room		Audible and visible alarms not provided	-	When fire system is updated, ensure that a visible and audible fire alarm is installed.	1
Lavatory										
15	Men's Toilet Room	Ext.		Lavatory	N/A		Exposed plumbing underneath Mirror above lavatory w/reflective surface > 40"	- 56"	Insulate or otherwise configure pipes to prevent contact, for at least one lavatory. Lower mirror so that the bottom surface is at 40" max. above finish floor.	1
16	Women's Toilet Room	1		Lavatory	N/A		Exposed plumbing underneath Mirror above lavatory w/reflective surface > 40"	- 55.5"	Insulate or otherwise configure pipes to prevent contact, for at least one lavatory. Lower mirror so that the bottom surface is at 40" max. above finish floor.	1
Toilet Compartment										
17	Men's Toilet Room	Ext.		Toilet Compartment	Accessible Compartment		Flush control not on open side	- -	Provide the flush control on the open side of the toilet (transfer side).	1
18	Women's Toilet Room	1		Toilet Compartment	Accessible Compartment		Flush control not on open side	-	Provide the flush control on the open side of the toilet (transfer side).	1

**Town Of Harwich
Bank Street Beach**

ID	Location	Floor	Room	Element	Type	Photo	Issues	Current Measure	Recommendations	Quantity
Universal Design										
Seating Areas										
19	Route to the Beach	Ext.		Seating Areas	N/A				Recommend providing seating areas near the high tide level area at the beach.	1
Stairs										
20	Near Toilet Rooms	Ext.		Stairs	N/A		Stairs have open risers Handrails have non-compliant cross section	-	Fill in open stair risers. Recommend providing handrails with a 1 1/4" - 2" circular cross section.	1