

Public Safety Facility Harwich MA



Town of Harwich ADA Transition Plan

July 2018



Institute for Human Centered Design

200 Portland Street, Boston, MA 02114

www.IHCDesign.org • info@IHCDesign.org

617-695-1225 voice/tty

Public Safety Facility, Harwich, MA

Year Built:

Background

Public Safety facility, located at 183 Sisson Road, is a two (2) story building shared by the Police Department and Fire Department.

The main entrance to the building is located on Sisson Road. The two departments are connected by a lobby area, to the right is the Fire Department and to the left the Police Department. The parking lot, shared by both departments, has 18 parking spaces and three (3) accessible parking spaces.

Fire Department:

The levels on this side of the building are connected by a set of stairs and an elevator (used only by employees). The entrance to the Fire Department's side is through the lobby area. The areas surveyed included the first aid room, conference rooms #2 and #3, a shared lobby and public toilet rooms.

Police Department:

The levels on this side of the building are connected by a set of stairs and an elevator; both the door to the stairs and the elevator are operable with a key. The entrance to the Police Department is through the lobby area shared with the Fire Department. The areas surveyed included the training center, the prisoner processing area, the single-user toilet/shower room serving the cell areas, the men's and women's toilet room and single-user toilet room located on the hallway near the juvenile room and the multi-user men's and women's toilet rooms located near the training center. Also included in the survey were the male, female and juvenile cell areas. There are five (5) cells numbered 1 through 5, the accessible cells are cell #5 (male), cell #1 (female) and the juvenile cell.

Key Accessibility Issues

Fire Department

Signage

Emergency egress doors lack signs with raised characters and braille and designation signs are located higher than the maximum allowed.

The elevator lacks the tactile star on both sides of jambs at main floor. (This elevator is used only by employees.)

Toilet Rooms

Public toilet rooms in the fire department lack audible and visible alarms. Other minor issues include doors that require excessive opening force and coat hooks that are too high.

Additional Accessibility Issues

- Mail organizer protrudes into the circulation path.
- Telephone in the lobby is out of reach range.
- Informational materials are located higher than the maximum allowed.

Police Department

Doors

Minor issues include doors with excessive opening force and lack of maneuvering clearance at the emergency exit in the training center.

Service Counters

The service counter near the cells area is higher than 36 inches maximum above the floor.

Toilet Rooms

Minor accessibility issues include lack of maneuvering clearance due to furniture at the toilet room located across from the juvenile room. Other minor accessibility issues include coat hooks that are located higher than the maximum allowed and dispensers





Public Safety

that are positioned too high and that protrude into the circulation path.






Enhanced Usability:

- Fire Department: Recommend providing an adjustable-height exam table with adjustable support rails. Ensure there is a 30" min. by 48" min. clear floor space adjacent to the exam table.





**Town Of Harwich
Public Safety Building - Fire Department**

ID	Location	Floor	Room	Element	Type	Photo	Issues	Current Measure	Recommendations	Quantity
Access to Goods and Services										
Means of Egress										
1	Stairs Near Conference Room 3	1		Means of Egress	N/A		Tactile exit sign not provided	-	Ensure tactile exit signs with raised characters and braille are provided at exit doors leading to enclosed stairways. Mount signs between 48"-60" above finish floor located on the latch side of the door.	1
Interior Access Route										
2	Hallway Near Conference Room 3	1		Interior Access Route	N/A		Obstructed by protruding objects	13"	Relocate mail organizer to ensure it does not protrude into the circulation path.	1
Doors, Doorways, & Gates										
3	Conference Room 2	1		Doors, Doorways, & Gates	Meeting Room		Maneuvering clearance(s) not provided	-	Relocate trash can to maintain the maneuvering clearance at the door.	1
4	Men's Single-User Toilet Room			Doors, Doorways, & Gates	Toilet Room		Door requires > 5 lbs. of force to open	20 lbs.	Adjust closers so doors do not require more than 5 pounds of force to open.	1





**Town Of Harwich
Public Safety Building - Fire Department**

ID	Location	Floor	Room	Element	Type	Photo	Issues	Current Measure	Recommendations	Quantity
Elevator										
5	Elevator	1		Elevator	Interior		Tactile stars not provided at main entry level	-	Provide a tactile star on both sides of jambs at main floor. At other floors, provide appropriate number. Provide a tactile star at the main floor on the control panel within the car. Note: IHCD team was told that the elevator is not used by the public.	1
Signage										
6	Exit	1		Signage	Egress		Not provided	-	Locate signage alongside the door on the latch side.	1
7	First Aid Room	1		Signage	Designation		Raised characters < 48" or > 60 " above ground	61"	Mount signs so that the baseline of the lowest tactile character is 48" min. above finish floor and the baseline of the highest tactile character is 60" max. above finish floor.	1
Operable Parts										
8	Business Phone			Operable Parts	Telephone		Reach < 15" or > 48"(forward/side approach) Side reach over an obstruction > 34" high	54" 42"	Relocate telephone so that controls are between 15"- 34" above finish floor.	1
9	Pamphlet Table			Operable Parts	Other		Side reach over an obstruction > 34" high	36"	Ensure that pamphlets are not higher than 34" above the finish floor.	1





**Town Of Harwich
Public Safety Building - Fire Department**

ID	Location	Floor	Room	Element	Type	Photo	Issues	Current Measure	Recommendations	Quantity
Toilet & Bathing Rooms										
Overall Access										
10	Women's Toilet Room			Overall Access	Toilet Room		Audible and visible alarms not provided	-	When fire system is updated, ensure that a visible and audible fire alarm is installed.	1
11	Men's Single-User Toilet Room			Overall Access	Toilet Room		Audible and visible alarms not provided	-	When fire system is updated, ensure that a visible and audible fire alarm is installed.	1
Single-User Toilet										
12	Women's Single-User Toilet Room			Single-User Toilet	N/A		Hook located > 48" high	62"	Locate hook no higher than 48" above the finish floor.	1
Universal Design										
Exam Table										
13	First Aid Room	1		Exam Table	N/A				Recommend providing an adjustable-height exam table with adjustable support rails. Ensure there is a 30" min. by 48" min. clear floor space adjacent to the exam table.	1
Approach and Entrance										






**Town Of Harwich
Public Safety Building - Police Department**

ID	Location	Floor	Room	Element	Type	Photo	Issues	Current Measure	Recommendations	Quantity
Off-Street Parking Lot or Garage										
14	Parking Lot Outside Police Station			Off-Street Parking Lot or Garage	Visitor		Total # of parking Total # of designated accessible parking spaces Total # of designated van accessible spaces Sign < 60" above finished grade	18 - 3 56.5"	Locate sign with the bottom of the sign 60" min. and 96" max. above the ground.	1
Access to Goods and Services										
Doors, Doorways, & Gates										
15	Men's Toilet Room			Doors, Doorways, & Gates	Toilet Room		Door requires > 5 lbs. of force to open	16 lbs.	Adjust closers so doors do not require more than 5 pounds of force to open.	1
16	Women's Toilet Room			Doors, Doorways, & Gates	Toilet Room		Door requires > 5 lbs. of force to open	20 lbs.	Adjust closers so doors do not require more than 5 pounds of force to open.	1
Toilet & Bathing Rooms										
Toilet Compartment										
17	Mens Accessible Toilet Compartment			Toilet Compartment	Accessible Compartment		Coat hook > 48"	69"	Lower coat hook so that it is no higher than 48".	1




**Town Of Harwich
Public Safety Building - Police Department**

ID	Location	Floor	Room	Element	Type	Photo	Issues	Current Measure	Recommendations	Quantity	
18	Womens Accessible Toilet Compartment			Toilet Compartment	Accessible Compartment		Coat hook > 48"	68"	Lower coat hook so that it is no higher than 48".	1	
Dispensers											
19	Women's Toilet Room			Dispensers	Paper Towel Dispenser		Controls > 42" high	53"	Relocate so the operable part is 42" max. above the finish floor.	1	
20	Men's Toilet Room			Dispensers	Paper Towel Dispenser		Controls > 42" high Dispenser acts as a protruding object	52" 11"	Relocate so the operable part is 42" max. above the finish floor. Relocate dispenser out of the path of travel.	1	
Approach and Entrance											
Emergency Exit											
21	Prisoner Release Exit	LL		Emergency Exit	N/A		Directional sign to accessible emergency exit not provided	-	Provide a directional sign indicating the location of the nearest emergency exit.	1	
Access to Goods and Services											

**Town Of Harwich
Public Safety Building - Police Department**

ID	Location	Floor	Room	Element	Type	Photo	Issues	Current Measure	Recommendations	Quantity
Doors, Doorways, & Gates										
22	Training Center	1		Doors, Doorways, & Gates	Emergency Egress		Maneuvering clearance(s) not provided	-	Relocate the table to maintain the maneuvering clearance at the emergency door.	1
23	Women 's Toilet Room	1		Doors, Doorways, & Gates	Toilet Room		Maneuvering clearance(s) not provided Door requires > 5 lbs. of force to open	- 15lbs	Remove trash can to maintain the maneuvering clearance at the door. Adjust closers so doors do not require more than 5 pounds of force to open.	1
24	Training Center	1		Doors, Doorways, & Gates	Meeting Room		Door requires > 5 lbs. of force to open	15 lbs	Adjust closers so doors do not require more than 5 pounds of force to open.	1
25	Men's Toilet Room	1		Doors, Doorways, & Gates	Toilet Room		Door requires > 5 lbs. of force to open	16 lbs	Adjust closers so doors do not require more than 5 pounds of force to open.	1
Service Counter										
26	Service Counter	LL		Service Counter	N/A		Counter > 36" high	42"	Provide a counter that is 36" max. above the ground or finish floor.	1

**Town Of Harwich
Public Safety Building - Police Department**

ID	Location	Floor	Room	Element	Type	Photo	Issues	Current Measure	Recommendations	Quantity
Detention Facilities										
27	Cells 1, 5 & Juvenile	LL		Detention Facilities	Other		Mobility cell lacks grab bars at toilet	-	Provide grab bars unless cell is designed for purposes of suicide prevention.	1
Toilet & Bathing Rooms										
Single-User Toilet										
28	Single-User Toilet/Shower Room	LL		Single-User Toilet	N/A		Grab bar not provided	-	Provide grab bars unless cell is designed for purposes of suicide prevention.	1
29	Single-User Toilet Room	1		Single-User Toilet	N/A		Clearance at toilet < 72" clear depth	-	Remove table to ensure the 72" min. clear floor space is maintain at the toilet.	1