

Water Department Harwich MA



Town of Harwich ADA Transition Plan

June 2018



Institute for Human Centered Design

200 Portland Street, Boston, MA 02114
www.IHCDesign.org • info@IHCDesign.org
617-695-1225 voice/tty

Water Department, Harwich, MA

Year Built:

Background

The Water Department, located at 196 Chatham Road, is a single story building and is open to the public Monday to Friday from 8:00 am - 4:30 pm. The survey area included the reception area, the meeting room and the two (2) single-user toilet rooms. The parking lot was also included in the survey where there are 12 parking spaces.

The Water Department is a small structure with an accessible entrance located on west side of the building. The reception area is located to the left of the main entrance. A non-accessible single-user toilet room is located across from the reception area. A meeting room with a single-user toilet room is located to the right of the main entrance. The parking lot is located on the south of the building.

Key Accessibility Issues

Entrance and Exits

Excessive change in level at the main entrance.

Parking

Lack of a van accessible parking space.

Service Counter

The service counter at the reception area is located higher than maximum allowed.

Toilet Rooms





The major accessibility issue is the lack of an accessible single-user toilet room near the reception area. Additional accessibility issues at the second single-user toilet room include lack of knee

clearance at the lavatory, non-compliant grab bars (mounted lower than the minimum allowed and the rear grab bar is located too far from the side wall) and the designation sign is not located on the latch side of the door.





Additional Accessibility Issues

- Lack of visual fire alarm at the toilet room.
- Lack of clear floor space at the automatic opening door.


**Town Of Harwich
Water Department**

ID	Location	Floor	Room	Element	Type	Photo	Issues	Current Measure	Recommendations	Quantity
Approach and Entrance										
Exterior Access Route										
1	Near Entrance	Ext.		Exterior Access Route	Sidewalk		Level changes > 1/4"	1" -	Alter change in level to be 1/4" high max. (Cost for a 3'x3' asphalt patch.)	1
Off-Street Parking Lot or Garage										
2	Parking	Ext.		Off-Street Parking Lot or Garage	Visitor		Total # of designated accessible parking spaces Total # of parking Total # of designated van accessible spaces	12 1 -	Provide a van accessible parking space 11' wide min. with an access aisle 5' wide min. with sign including the International Symbol of Accessibility and the words "Van Accessible" positioned 60" min. and 96" max. above the ground.	1
Access to Goods and Services										
Doors, Doorways, & Gates										
3	Toilet Room - Near Reception Area	1		Doors, Doorways, & Gates	Toilet Room		Hardware not operable with a closed fist Sign to accessible toilet not provided	-	Provide hardware that can be operable with one hand and not require tight grasping, pinching, or twisting of the wrist. Provide a directional sign indicating the location of the nearest accessible toilet or bathing room.	1
4	Toilet Room	1		Doors, Doorways, & Gates	Toilet Room		Door requires > 5 lbs. of force to open	10 lbs	Adjust closers so doors do not require more than 5 pounds of force to open.	1

**Town Of Harwich
Water Department**

ID	Location	Floor	Room	Element	Type	Photo	Issues	Current Measure	Recommendations	Quantity
5	Reception Area	1		Doors, Doorways, & Gates	Other		Clear floor space at opener not provided	-	Relocate automatic door opener to provide a 30" x 48" clear floor space at automatic door opener.	1
Service Counter										
6	Reception Area	1		Service Counter	N/A		Counter > 36" high	42.5"	Provide a counter that is 36" max. above the ground or finish floor.	1
Toilet & Bathing Rooms										
Lavatory										
7	Toilet Room	1		Lavatory	N/A		Toe or knee clearances not provided	-	Remove items to provide knee and toe clearance positioned for a forward approach.	1
Single-User Toilet										
8	Toilet Room	1		Single-User Toilet	N/A		Side or rear grab bar < 33" or > 36" high Rear grab bar > 42" long	31" 33"	Mount grab bars to 33"- 36" above the floor. Provide a rear wall grab bar that is 42" long min. and extends from the toilet 12" min. on one side and 24" min. on the other side (open side).	1

**Town Of Harwich
Water Department**

ID	Location	Floor	Room	Element	Type	Photo	Issues	Current Measure	Recommendations	Quantity
9	Toilet Room	1		Single-User Toilet	N/A		Hook located > 48" high	67"	Locate hook no higher than 48" above the finish floor.	1